

Easy Afghans for Knitters

REVISION FILE

Internet: DRGnetwork.com • E-mail: pattern_services@DRGnetwork.com
Mail: 306 East Parr Road, Berne, IN 46711 • Phone: (260) 589-4000 extension 333

Although we make every effort to prevent errors from being published, we regret that they do occasionally occur and apologize for any inconvenience this may cause. Please note the following revision(s) shown below in red. Please note there may be more than one revision to a pattern depending on what reprint number you may have or what date you purchased your electronic pattern.

Diamonds in Denim

Product Code 124010, Page Number 101

(5/8/08)

Pattern Stitch

Diamonds

Row 34: K6, [p1, k1] 4 times, p5, *k1, [p1, k1] 7 times, p5; rep from * 6 times, [k1, p1] 4 times, k6.

Throw

Cast on 173 sts.

Easy Afghans for Knitters

REVISION FILE

Internet: DRGnetwork.com • E-mail: pattern_services@DRGnetwork.com
Mail: 306 East Parr Road, Berne, IN 46711 • Phone: (260) 589-4000 extension 333

Although we make every effort to prevent errors from being published, we regret that they do occasionally occur and apologize for any inconvenience this may cause. Please note the following revision(s) shown below in red. Please note there may be more than one revision to a pattern depending on what reprint number you may have or what date you purchased your electronic pattern.

Blue Lovers Dream

Product Code 124010, Page Number 104

(9/25/06-cq/mjl)

Finished Size

Approx 44 x 50 inches

Materials

• Tapestry needle

Special Abbreviation

Lift: Insert right needle from front-to-back under loop of contrasting yarn. Knit next st with base color, dropping strand behind st and locking it in place.

Pattern Notes

Circular needle is used to accommodate large number of sts. Do not join; work in rows.

When a RS row follows a RS row, slide sts to opposite end of needle.

When slipping 5 sts, bring yarn over thumb to make loose.

When adding or cutting yarn, leave a 5-inch tail. This can be added to the fringe rather than weaving it in.

Throw

With A, cast on 237 sts.

Knit 10 rows. Cut yarn.

Blue Section

Row 1 (RS): With B, knit. Slide.

Row 2 (RS): With C, k1, bring yarn to front of work, sl 3 wyif, *p1, sl 5 wyif; rep from * to last 4 sts, sl 3 wyif, k1. Cut C.

Rows 3 and 5 (WS): With B, k1, purl to last st, k1.

Row 4 (RS): With B, knit.

Row 6 (RS): With B, k1, *lift C while knitting B, k5; rep from * to last 2 sts, lift C while knitting B, k1. Slide.

Row 7 (RS): With C, k1, *p1, sl 5 wyif; rep from * to last 2 sts, p1, k1. Cut C.

Rows 8 and 10 (WS): With B, k1, purl to last st, k1.

Row 9 (RS): With B, knit.

Row 11 (RS): With B, k4, *lift C while knitting B, k5; rep from *, end last rep k4. Slide.

Rep Rows 2-11 twice more. Cut B. Slide.**

Beg with a RS row, knit 6 rows A. Cut A.

White Section

Row 1 (RS): With C, knit. Slide.

Row 2 (RS): With B, k1, bring yarn to front of work, sl 3 wyif, *p1, sl 5 wyif; rep from * to last 4 sts, sl 3 wyif, k1. Cut B.

Rows 3 and 5 (WS): With C, k1, purl to last st, k1.

Row 4 (RS): With C, knit.

Row 6 (RS): With C, k1, *lift B while knitting C, k5; rep from * to last 2 sts, lift B while knitting C, k1. Slide.

Row 7 (RS): With B, k1, *p1, sl 5 wyif; rep from * to last 2 sts, p1, k1. Cut B.

Rows 8 and 10 (WS): With C, k1, purl to last st, k1.

Row 9 (RS): With C, knit.

Row 11 (RS): With C, k4, *lift B while knitting C, k5; rep from *, end last rep k4. Slide.

Rep Rows 2-11 twice more. Cut B. Slide.

Beg with a RS row, knit 6 rows A. Cut A.

Alternate Blue and White Sections until 9 sections have been worked, ending at ** in the Blue Section.

Beg with a RS row, knit 10 rows A.

Bind off loosely.

Fringe

Cut strands of yarn, each 10 inches long.

Holding 2 strands tog, fold each group

8/24/2010

Easy Afghans for Knitters

REVISION FILE

Internet: DRGnetwork.com • E-mail: pattern_services@DRGnetwork.com
Mail: 306 East Parr Road, Berne, IN 46711 • Phone: (260) 589-4000 extension 333

Although we make every effort to prevent errors from being published, we regret that they do occasionally occur and apologize for any inconvenience this may cause. Please note the following revision(s) shown below in red. Please note there may be more than one revision to a pattern depending on what reprint number you may have or what date you purchased your electronic pattern.

in half.

Working along side edge, insert crochet hook from WS to RS.

Pull fold of fringe through fabric. Draw ends through lp and fasten tightly.

Alternating groups of B and C, attach 12 groups in each wide section.

Attach 2 groups of A in each garter-st section between wide bands, and 3 groups in each end section.

Rep along opposite edge.

Using tapestry needle, thread tails into neighboring like-colored fringes.

Trim fringe evenly.

Easy Afghans for Knitters

REVISION FILE

Internet: DRGnetwork.com • E-mail: pattern_services@DRGnetwork.com
Mail: 306 East Parr Road, Berne, IN 46711 • Phone: (260) 589-4000 extension 333

Although we make every effort to prevent errors from being published, we regret that they do occasionally occur and apologize for any inconvenience this may cause. Please note the following revision(s) shown below in red. Please note there may be more than one revision to a pattern depending on what reprint number you may have or what date you purchased your electronic pattern.

Long Rib Cables

Product Code 124010, Page Number 110

(10/13/05 mdm)

Pattern Stitch

Long Cable

Row 41: K3, *p9, k1, p9, k2, p5, k1 [p1, k1] 4 times, p5, k2; rep from * to last st, k1.

Easy Afghans for Knitters

REVISION FILE

Internet: DRGnetwork.com • E-mail: pattern_services@DRGnetwork.com
Mail: 306 East Parr Road, Berne, IN 46711 • Phone: (260) 589-4000 extension 333

Although we make every effort to prevent errors from being published, we regret that they do occasionally occur and apologize for any inconvenience this may cause. Please note the following revision(s) shown below in red. Please note there may be more than one revision to a pattern depending on what reprint number you may have or what date you purchased your electronic pattern.

Seeing Stars lap robe

Product Code 124010, Page Number 123

(4/5/10-cq/mjl)

Gauge

26 sts and 22 rows = 4 inches/10cm in Star pat

Pattern Stitches

B. Star (multiple of 4 sts + 1)

Rows 1 and 3 (RS): Knit.

Row 2: P1, *Make Star, p1; rep from * across.

Easy Afghans for Knitters

REVISION FILE

Internet: DRGnetwork.com • E-mail: pattern_services@DRGnetwork.com
Mail: 306 East Parr Road, Berne, IN 46711 • Phone: (260) 589-4000 extension 333

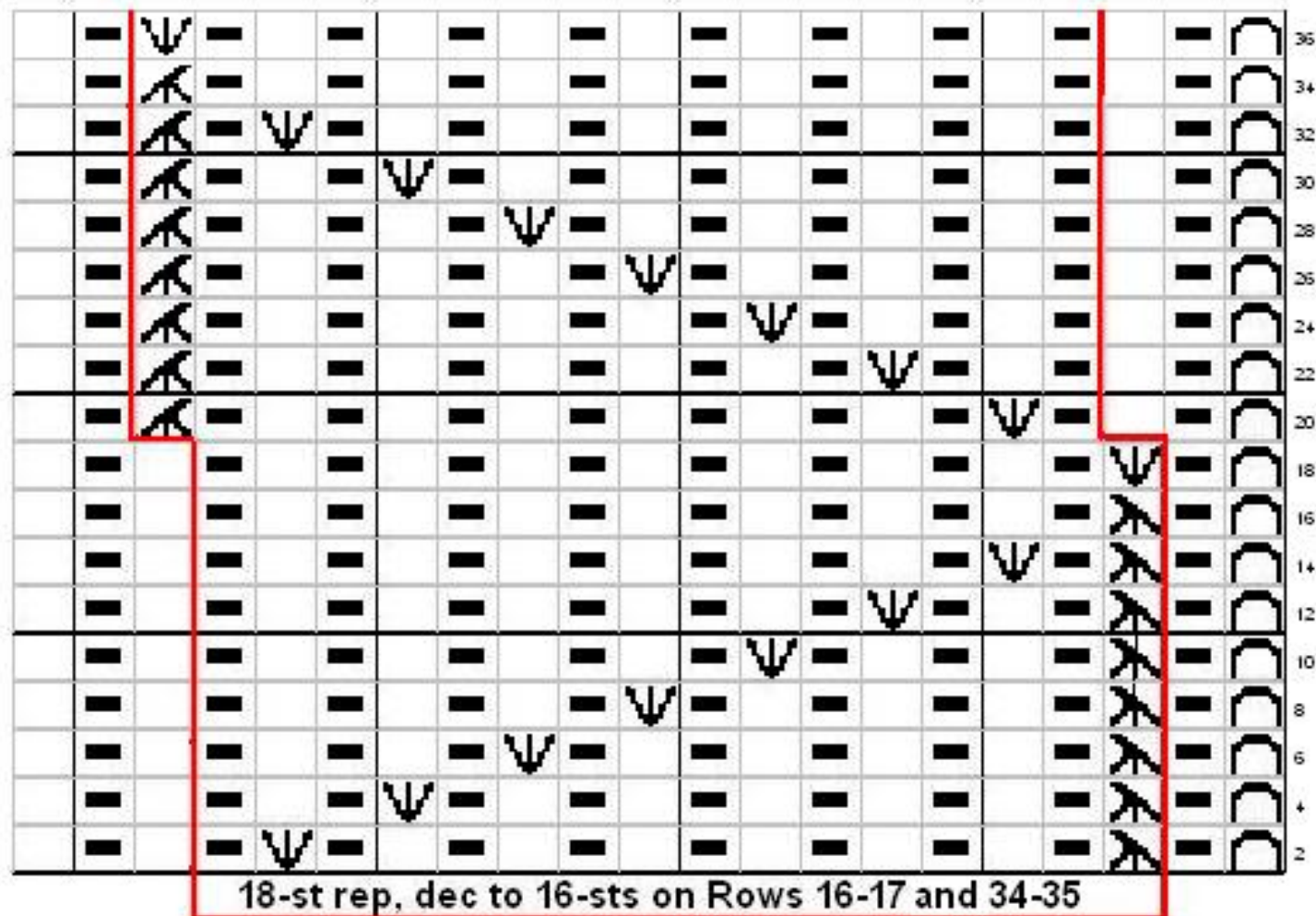
Although we make every effort to prevent errors from being published, we regret that they do occasionally occur and apologize for any inconvenience this may cause. Please note the following revision(s) shown below in red. Please note there may be more than one revision to a pattern depending on what reprint number you may have or what date you purchased your electronic pattern.

Autumn Antics Lap Robe

Product Code 124010, Page Number 126

(7/31/08-cq/mjl)







Autumn Antics Chart is incorrect. A **revised chart** is available for download from your account bookshelf.



AUTUMN ANTICS CHART

*Note: Only RS rows are shown on chart. Work Row 1 and all WS rows as follows: Sl 1 purlwise wyif, *k1, p1;rep from * across.*

STITCH KEY

-  Sl 1 knitwise wyib
-  P on RS, k on WS
-  Sl 1 knitwise, k2tog, pss0 OR sssk
-  K on RS, p on WS
-  Central Double Inc: Knit in back then in front of next st, insert LH needle behind verticle strand that runs downward between 2 sts just made and knit in back of this strand.
-  K3tog

Easy Afghans for Knitters

REVISION FILE

Internet: DRGnetwork.com • E-mail: pattern_services@DRGnetwork.com
Mail: 306 East Parr Road, Berne, IN 46711 • Phone: (260) 589-4000 extension 333

Although we make every effort to prevent errors from being published, we regret that they do occasionally occur and apologize for any inconvenience this may cause. Please note the following revision(s) shown below in red. Please note there may be more than one revision to a pattern depending on what reprint number you may have or what date you purchased your electronic pattern.

Dragonflies

Product Code 124010, Page Number 156

1/18/10-cq/mjl)

Pattern Stitch

Dragonfly

Row 13 (WS): K5, *3-Yo, k1, 3-Yo, k9; rep from *, end last rep k5.

Easy Afghans for Knitters

REVISION FILE

Internet: DRGnetwork.com • E-mail: pattern_services@DRGnetwork.com
Mail: 306 East Parr Road, Berne, IN 46711 • Phone: (260) 589-4000 extension 333

Although we make every effort to prevent errors from being published, we regret that they do occasionally occur and apologize for any inconvenience this may cause. Please note the following revision(s) shown below in red. Please note there may be more than one revision to a pattern depending on what reprint number you may have or what date you purchased your electronic pattern.

Bright Baby Sampler

Product Code 124010, Page Number 160

(5/10/2007)

Pattern Stitches

A. Turquoise Block (multiple of 12 sts + 8)

Rows 11, 13 and 15: K1, [p1, k1] 3 times, *p6, [p1, k1] 3 times; rep from * to last st, k1.

B. Yellow Block (multiple of 6 sts + 2)

Rows 4 and 6: K1, *p4, k2,; rep from * to last st, k1.

Rows 16 and 18: K1, p1, *k2, p4; rep from * to last 6 sts, k2, p3, k1.

C. Green Block (multiple of 10 sts + 2)

Row 8: K1, *p5, k5; rep from * to last st, k1.

Row 12: K3, p5, *k5, p5; rep from * to last 4 sts, k4.

D. Pink Block (multiple of 5 sts + 7)

Easy Afghans for Knitters

REVISION FILE

Internet: DRGnetwork.com • E-mail: pattern_services@DRGnetwork.com
Mail: 306 East Parr Road, Berne, IN 46711 • Phone: (260) 589-4000 extension 333

Although we make every effort to prevent errors from being published, we regret that they do occasionally occur and apologize for any inconvenience this may cause. Please note the following revision(s) shown below in red. Please note there may be more than one revision to a pattern depending on what reprint number you may have or what date you purchased your electronic pattern.

Pastel Pinwheel

Product Code 124010, Page Number 169

(5/8/2008)

B. Short Row Inc Section

Row 1: K2, wrap.

Row 2 and all WS rows: Purl to last 7 sts, [K1B, p1] 3 times, p1, turn. Work edge ribbing pat as established on each WS row.

Rows 3, 5, 7, 9, 13, 15, 17, 19, 21, 23, 25, 27, 29, 31 and 33: Knit to next wrapped st, knit wraps tog with st, wrap next st and turn.

Rows 11, 17, 27: Knit to next wrapped st, knit wraps tog with st, k1, wrap next st and turn.

Easy Afghans for Knitters

REVISION FILE

Internet: DRGnetwork.com • E-mail: pattern_services@DRGnetwork.com
Mail: 306 East Parr Road, Berne, IN 46711 • Phone: (260) 589-4000 extension 333

Although we make every effort to prevent errors from being published, we regret that they do occasionally occur and apologize for any inconvenience this may cause. Please note the following revision(s) shown below in red. Please note there may be more than one revision to a pattern depending on what reprint number you may have or what date you purchased your electronic pattern.

Funky Flecks Throw

Product Code 124010, Page Number 42

(10/13/05 mdm)

Throw

Row 1 (RS): Knit

Row 2: K3, purl to last 3 sts, k3.

Rep Rows **1 and 2** until throw measures 47 1/2 inches, ending with Row 1 of pat.

Easy Afghans for Knitters

REVISION FILE

Internet: DRGnetwork.com • E-mail: pattern_services@DRGnetwork.com
Mail: 306 East Parr Road, Berne, IN 46711 • Phone: (260) 589-4000 extension 333

Although we make every effort to prevent errors from being published, we regret that they do occasionally occur and apologize for any inconvenience this may cause. Please note the following revision(s) shown below in red. Please note there may be more than one revision to a pattern depending on what reprint number you may have or what date you purchased your electronic pattern.

Park Avenue

Product Code 124010, Page Number 46

(10/13/05 mdm)

Pattern Notes

Pay close attention to Stitch and Color Key.

~~Knit 6 rows. Bind off all sts.~~

Afghan

Dec row (RS): K2, *ssk, k11, k2tog, k1; rep from * to last st, k1. (142 sts)

Beg with row 8, work even in Widnowpane pat until 12 squares have been completed.

Easy Afghans for Knitters

REVISION FILE

Internet: DRGnetwork.com • E-mail: pattern_services@DRGnetwork.com
Mail: 306 East Parr Road, Berne, IN 46711 • Phone: (260) 589-4000 extension 333

Although we make every effort to prevent errors from being published, we regret that they do occasionally occur and apologize for any inconvenience this may cause. Please note the following revision(s) shown below in red. Please note there may be more than one revision to a pattern depending on what reprint number you may have or what date you purchased your electronic pattern.

Funky Foursome

Product Code 124010, Page Number 52

(10/13/05 mdm)

Materials

Plymouth Spazzini 75 percent wool/25 percent nylon bulky weight yarn (72 yds/50g per ball): **9 balls** autumn leaves #936 (D)

Easy Afghans for Knitters

REVISION FILE

Internet: DRGnetwork.com • E-mail: pattern_services@DRGnetwork.com
Mail: 306 East Parr Road, Berne, IN 46711 • Phone: (260) 589-4000 extension 333

Although we make every effort to prevent errors from being published, we regret that they do occasionally occur and apologize for any inconvenience this may cause. Please note the following revision(s) shown below in red. Please note there may be more than one revision to a pattern depending on what reprint number you may have or what date you purchased your electronic pattern.

Checks & Cables Blanket

Product Code 124010, Page Number 87

(8/26/08 cq)

Materials

• **Bobbins (optional)**

Pattern Notes

This blanket is worked using the intarsia method; colors are worked separately and are not carried across the back of the fabric. Wind separate small balls or bobbins for each color area. To prevent holes, twist colors on WS at color joins by picking up new color from beneath old color.

Note: Afghan in full-page photo was photographed upside down. Refer to inset photo for color sequences/cables for Squares 1 and 2.

Blanket

Bottom Border

Using separate small balls of yarn for each color, cast on 16 sts with B, 18 sts with A, 18 sts with B, 18 sts with A, 16 sts with B--86sts.

Knit 5 rows, working in established color pat and twisting colors on WS at color changes.

Inc row (RS): With B, k14, then [inc 1 in next st] twice; with A, [inc 1 in next st] twice, k14, [inc in next st] twice; with B, [inc 1 in next st] twice, k14, [inc 1 in next st] twice; with A, [inc 1 in next st] twice, k14, [inc 1 in next st] twice; **with B**, [inc 1 in next st] twice, k14--102 sts.

Next row (WS): P18 B, 022 A, p22 B, p22 A, p18 B. **Cut yarns.**

Color Squares 1

Row 1 (RS): Joining in new yarns in new sequence and working each color with a separate ball of yarn, *k14 A, C8B, k14 B, C8A; rep from * once more, end K14 A.

Rows 1-12: Work even in established color pat and St st, twisting colors on WS at color changes.

Row 13: *K14 A, C8A, k14 B, C8B; rep from * once, end k14 A.

Rows 14-24: Work even in established color pat and St st, twisting colors on WS at color changes. cut yarns.

Color Squares 2

Row 1 (RS): Joining in new yarns in new sequence and working each color with a separate ball of yarn, *k14 B, C8A, k14 A, C8B; rep from * once more, end k14 B.

Rows 2-12: Work even in established color pat and St st, twisting colors on WS at color changes.

Row 13: *K14 B, C8B, k14 A, C8A; rep from * once, end k14 B.

Rows 14-24: Work even in established color pat and St st, twisting colors on WS at color changes. Cut yarns.

Rep Color Squares 1 and 2 once more, then work Color Squares 1--total of 7 rows of 5 squares across in alternating colors.

Top Border

Dec row (RS): With B, k14, [k2tog] twice; with A, [k2tog] twice, k14, [k2tog] twice; with B, [k2tog] twice, k14, [k2tog] twice, k14, [k2tog] twice; with B, [k2tog] twice, k14--86 sts.

Knit 5 rows, working in established color pat and twisting colors on WS at color changes. Bind off knitwise in established color pat.

Side Border

With RS facing and using B, pick up and knit 124 sts along 1 side of blanket.

Knit 5 rows.

Bind off knitwise on RS.

Rep on opposite side edge.

Finishing

Weave in all ends on WS, using tails to neaten color joins as necessary. Block to finished measurements.

Easy Afghans for Knitters

REVISION FILE

Internet: DRGnetwork.com • E-mail: pattern_services@DRGnetwork.com
Mail: 306 East Parr Road, Berne, IN 46711 • Phone: (260) 589-4000 extension 333

Although we make every effort to prevent errors from being published, we regret that they do occasionally occur and apologize for any inconvenience this may cause. Please note the following revision(s) shown below in red. Please note there may be more than one revision to a pattern depending on what reprint number you may have or what date you purchased your electronic pattern.

Blueberry Lace

Product Code 124010, Page Number 92

(3/8/08 CQ)

B. Hourglass Cables

Row 1 (RS): [K2, p3] twice, k3; slip marker, k5, *p1, p5; rep from * to marker; k3, [p3, k2] twice.

Row 2: P12, k1; sl marker, p5, *k1, p5; rep from * to marker; sl marker, k1, p12.

Row 3: [P3, k2] twice, p2, k1; sl marker, yo, ssk, p1, k2tog, yo, *k1, yo, ssk, p1, k2tog, yo; rep from * to marker; sm, k1, [p3, k2] twice, p2.

Row 4: P12, k1; sl marker, p2, k1, *p5, k1; rep from * to 2 sts before marker, p2; sl marker, k1, p12.

Row 5: [K2, p3] twice, k3; sl marker, k2, p1, *k5, p1; rep from * to 2 sts before marker, k1; sl marker, k3, [p3, k2] twice.

Row 6: Rep Row 4.

Row 7: [P3, k2] twice, p2, k1; sl marker, ssk, yo, k1, yo, k2tog, *p1, ssk, yo, k1, yo, k2tog; rep from * to marker, sl marker, k1, [p3, k2] twice, p2.

Row 8: Rep Row 2.

Easy Afghans for Knitters

REVISION FILE

Internet: DRGnetwork.com • E-mail: pattern_services@DRGnetwork.com
Mail: 306 East Parr Road, Berne, IN 46711 • Phone: (260) 589-4000 extension 333

Although we make every effort to prevent errors from being published, we regret that they do occasionally occur and apologize for any inconvenience this may cause. Please note the following revision(s) shown below in red. Please note there may be more than one revision to a pattern depending on what reprint number you may have or what date you purchased your electronic pattern.

Serene Seas

Product Code 124010, Page Number 96

(1/15/09 cq/mjl)

Pattern Stitch

Sea Foam

Row 1 (RS): Correct as written.

Row 2: Sl 1, k4, *p1, [p1, k1] into double yo, p1; rep from * to last 5 sts, k5.

Rows 3 and 7: Correct as written.

Rows 4 and 8: Correct as written.

Row 5: Correct as written.

Row 6: Sl 1, k4, p2, *p1, [p1, k1] into double yo, p1; rep from * to last 7 sts, p2, k5.

Rep Rows 1-8 for pat.

Easy Afghans for Knitters

REVISION FILE

Internet: DRGnetwork.com • E-mail: pattern_services@DRGnetwork.com
Mail: 306 East Parr Road, Berne, IN 46711 • Phone: (260) 589-4000 extension 333

Although we make every effort to prevent errors from being published, we regret that they do occasionally occur and apologize for any inconvenience this may cause. Please note the following revision(s) shown below in red. Please note there may be more than one revision to a pattern depending on what reprint number you may have or what date you purchased your electronic pattern.

A Splash of Summer

Product Code 124010, Page Number 98

(5/8/08)

Page 100

Chart is incorrect. A **revised chart** is available for download from your account bookshelf.

☒☒ SI 1 st to cn and hold in back, k2, k1 from cn

☒☒ SI 2 sts to cn and hold in front, k1, k2 from cn