


Mix & Match Knit Sampler

MATERIALS LIST

Seed Stitch Square



Materials

- Plymouth Yarn Encore Worsted (worsted weight; 75% acrylic/25% wool; 200 yds/100g per skein): 1 skein (makes approx five 8 x 8-inch squares)
- Size 7 (4.5mm) needles or size needed to obtain gauge

Seed Stitch Stripes Square



Materials

- Plymouth Yarn Encore Worsted (worsted weight; 75% acrylic/25% wool; 200 yds/100g per skein): 1 skein each color A and color B (makes approx five 8 x 8-inch squares)
- Size 7 (4.5mm) needles or size needed to obtain gauge


Moss Stitch Square



Materials

- Plymouth Yarn Encore Worsted (worsted weight; 75% acrylic/25% wool; 200 yds/100g per skein): 1 skein (makes approx five 8 x 8-inch squares)
- Size 7 (4.5mm) needles or size needed to obtain gauge

Double Moss Stitch Square



Materials

- Plymouth Yarn Encore Worsted (worsted weight; 75% acrylic/25% wool; 200 yds/100g per skein): 1 skein (makes approx five 8 x 8-inch squares)
- Size 7 (4.5mm) needles or size needed to obtain gauge

Tuck & Bowknot Stitch Square



Materials

- Plymouth Yarn Encore Worsted (worsted weight; 75% acrylic/25% wool; 200 yds/100g per skein): 1 skein (makes approx three 8 x 8-inch squares)
- Size 7 (4.5mm) needles or size needed to obtain gauge


Hexagon Stitch Square



Materials

- Plymouth Yarn Encore Worsted (worsted weight; 75% acrylic/25% wool; 200 yds/100g per skein): 1 skein each color A and color B (makes approx four 8 x 8-inch squares)
- Size 7 (4.5mm) needles or size needed to obtain gauge

Chevron Mosaic Square



Materials

- Plymouth Yarn Encore Worsted (worsted weight; 75% acrylic/25% wool; 200 yds/100g per skein): 1 skein each MC and CC (makes approx three 8 x 8-inch squares)
- Size 7 (4.5mm) needles or size needed to obtain gauge

Mitered Squares



Materials

- Plymouth Yarn Encore Worsted (worsted weight; 75% acrylic/25% wool; 200 yds/100g per skein): 1 skein each of 1, 2 or 3 colors designated as A, B and C depending on square (makes approx three 8 x 8-inch squares)
- Size 7 (4.5mm) needles or size needed to obtain gauge
- Stitch marker

Scroll Lace Square



Materials

- Plymouth Yarn Encore Worsted (worsted weight; 75% acrylic/25% wool; 200 yds/100g per skein): 1 skein (makes approx three 8 x 8-inch squares)
- Size 7 (4.5mm) needles or size needed to obtain gauge

Mix & Match Knit Sampler

MATERIALS LIST

One-Color Cable Stitch Square



Materials

- Plymouth Yarn Encore Worsted (worsted weight; 75% acrylic/25% wool; 200 yds/100g per skein): 1 skein (makes approx three 8 x 8-inch squares)
- Size 7 (4.5mm) needles or size needed to obtain gauge
- Cable needle

Two-Color Cable Stitch Square



Materials

- Plymouth Yarn Encore Worsted (worsted weight; 75% acrylic/25% wool; 200 yds/100g per skein): 1 skein each of A and B (makes approx two 8 x 8-inch squares)
- Size 7 (4.5mm) needles or size needed to obtain gauge
- Cable needle

Short-Row Squares

Materials

- Plymouth Yarn Encore Worsted (worsted weight; 75% acrylic/25% wool; 200 yds/100g per skein): 1 skein each color A and color B for 2-color version (makes approx three 8 x 8-inch squares)
- Size 7 (4.5mm) needles or size needed to obtain gauge



Stitch Sampler Boho Tote

Materials

- Plymouth Yarn Encore Worsted (worsted weight; 75% acrylic/25% wool; 200 yds/100g per skein): 2 skeins light wedgewood #514 (B); 1 skein each white #208 (A), wedgewood #515 (C) and dark wedgewood #598 (D)
- Size 4 (3.5mm) 24-inch needle circular needle
- Size 7 (4.5mm) needles or size needed to obtain gauge
- Stitch marker



Stitch Sampler Square Blanket

Materials

- Plymouth Yarn Encore Worsted (worsted weight; 75% acrylic/25% wool; 200 yds/100g per skein): 3 (5) skeins golden glow #460 (B); 2 (4) skeins each lagoon #459 (A), living coral #461 (C) and woodbine #462 (D)
- Size 7 (4.5mm) needles or size needed to obtain gauge



Shop for recommended materials at AnniesCraftStore.com or at your local craft store. If you cannot find the exact supplies listed, substitute following the specifications given in the materials list (weight, fiber, size, color, etc.). You can take any class without making the projects. Class skills can be learned by working with materials you have on hand to make swatches, blocks or small samples.